



VICTORIA
Primary Academy



OAKWELL RISE
Primary Academy



OAKHILL PRIMARY
ACADEMY



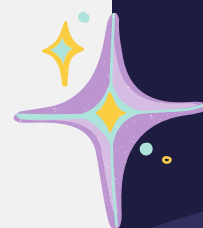
THE FOREST
ACADEMY



EBORA GARDENS
Primary Academy

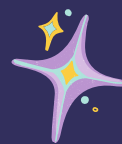
Barnsley - Leeds Primary Partnership

OUR READING MISSION!





WHY READING IS IMPORTANT

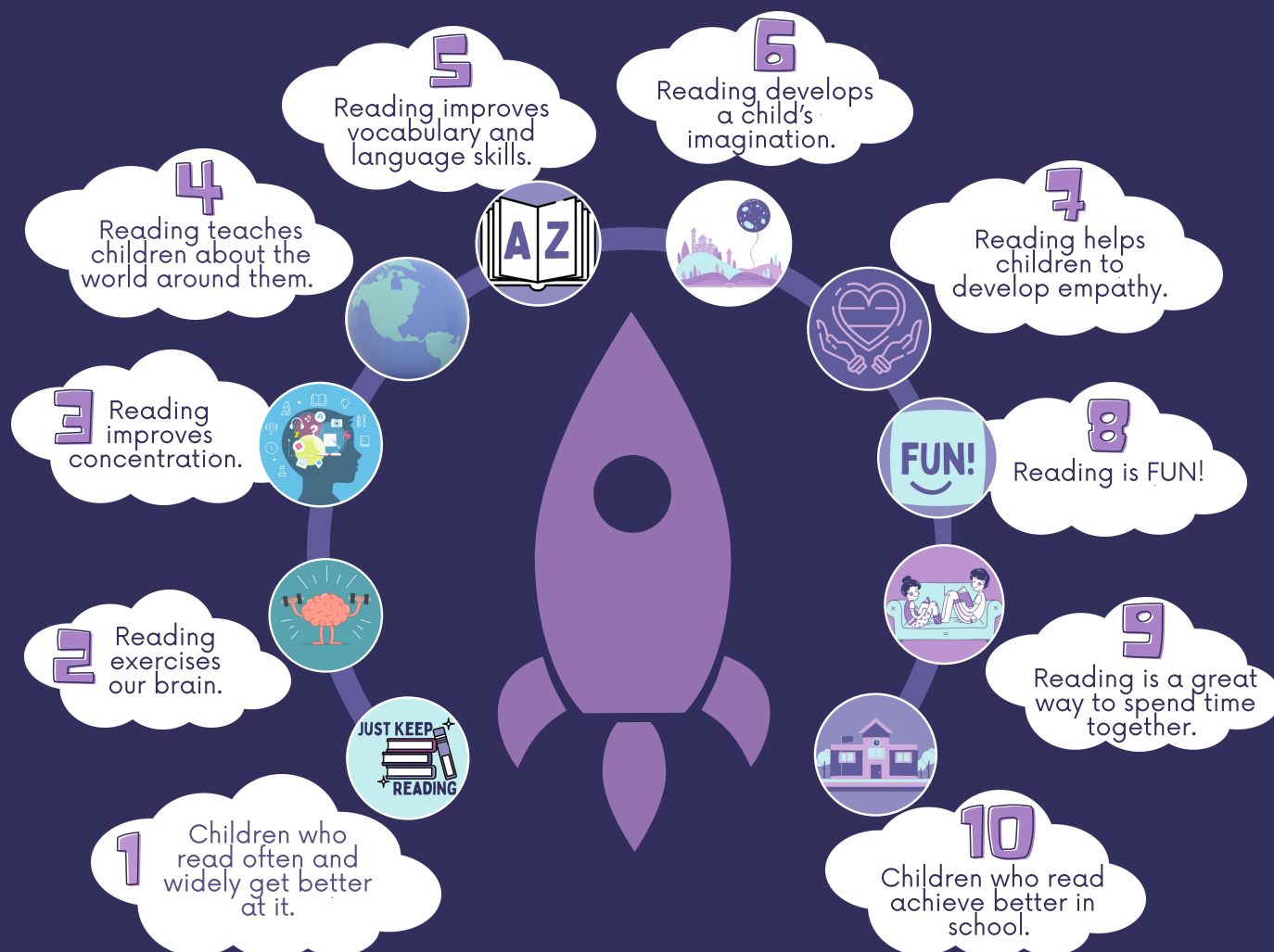


Reading opens the door to learning and to the world.

It underpins everything we do and is essential to everyday life. In order to survive, we need to be able to read instructions, signs and safety information as well as reading for pleasure.

The ability to read fluently and with comprehension (understanding) is the most fundamental skill that your child will learn.

It is so important that your child becomes a lifelong lover of reading - the questions and tips in this leaflet will help them on that journey.



READING JOURNEY

THE JOURNEY BEGINS



We teach reading from nursery using Rocket Phonics which is a phonics programme that has been written by phonetic experts. It provides everything needed to teach children to read and write.

The children enjoy being taught phonics daily throughout the school. EYFS and KS1 learn through Rocket Phonics then progress to Phonics International in KS2.


HERE ARE THE FOUR TEACHING PRINCIPLES FOR PHONICS

1
Knowledge of
the alphabetic
code

2
Blending

3
Segmenting

4
Letter formation
for handwriting
and spelling



Our reading journey supports the ability to understand language.

SUPPORTING LANGUAGE COMPREHENSION

Reading
aloud

Through
language and
communication

Spoken
language

Exposure to
lots of rich
vocabulary

Sharing
books

High quality
interactions



WHAT WILL YOUR CHILD BRING HOME?



We follow Rocket Phonics in EYFS and KS1.

This programme gives our children the opportunity to develop their decoding (reading) and encoding (spelling) knowledge as they progress through school.



MATCH TEXT

SHARED TEXT



Your child will bring home a phonically decodable book (match text) which means they only contain letter-sounds and 'tricky' words that the children have been taught in class. Some of the texts come with comprehension quizzes at the back which you can discuss with your child to ensure they have understood the text. Along with a match text, your child will come home with a 'sharing book' which may be a more complex text. This book can be either read to your child or they may read it to you with help.

Pink A Phonics

s a t p i n
m d g o c k

Exception Words:
go, I, into, no, the, to

Pink B Phonics

c k e u r h
b f f l l l

Exception Words:
go, I, into, no, the, to

Red A Phonics

j v w x
y z z z q u

Exception Words:
all, are, be, he, her, me, my, she, they, was, we, you

Red B Phonics

ch sh th ng
ai ee igh oa oo

Exception Words:
all, are, be, he, her, me, my, she, they, was, we, you

Yellow Phonics

ar or ur ow oi
ear air ure er

Exception Words:
come, do, have, like, one, out, said, so, some, there, were, what, when

Blue Phonics

wh ph
ay a-e igh ey ei
a - (long a)
ea e-e ie ey y e -
(long e)
ie i-e y i (long i)

Exception Words:
come, do, have, like, one, out, said, so, some, there, were, what, when

Green Phonics

ew ue u-e u (long oo)
ew ue u-e u (y+oo)
u ou oul (short oo)
ir er ear or (er)
ou oy
eer ere (ear)

Exception Words:
again, any, asked, because, called, could, eyes, friends, laughed, looked, many, Mr, Mrs, oh, once, people, please, their, thought, through, water, where, who

Orange Phonics

ch (k) ch (sh)
ce ci cy ce sc st
wr kn gn
ge dge tch le mb
sion ssion cian tion
(sh alternatives)

Exception Words:
again, any, asked, because, called, could, eyes, friends, laughed, looked, many, Mr, Mrs, oh, once, people, please, their, thought, through, water, where, who

RISEING STARS READING PLANET



Every child has access to Reading Planet Online, a resource that offers all Rocket Phonics reading books as ebooks, easily accessible from any computer, tablet or mobile phone connected to the internet.

Class teachers allocate books based on colour level/band for each child. As with the books, all the eBooks are fully decodable which means they only contain letter-sounds and 'tricky' words that the children have been taught in class.

Each eBook contains interactive quizzes, that are designed to check children's understanding of the text.



THE JOURNEY CONTINUES

Our exciting reading adventure continues through school. It covers a wide variety of authors, genres, whole class novels and six 'star' books you child will just love to read during the year!

AUTHORS

Each year group has a wide selection of quality books. We also encourage exploring core authors during their primary years.

EYFS

Allan & Janet Allberg
Rod Campbell
Michael Rosen
Helen Oxenbury
Giles Andrea
Nick Sharatt
Judith Kerr
Jez Alborough
Julia Donaldson
June Crebbin
David McKee

YEAR 4

David Walliams
Roald Dahl
Jacqueline Wilson
Andy Stanton
Anne Fine
Cressida Cowell
SF Said
RL Stein

YEAR 1

Jez Alborough
Giles Andrea
Lynley Dodd
John Burningham
Inga Moore
Maurice Sendiak

YEAR 5

Jacqueline Wilson
Rachel Russell
Frank Cottrell Boyce
Jeff Kinney
Sophie Anderson
Tom Gates
Rick Riordan
Eoin Colfer
Anthony Horowitz

YEAR 2

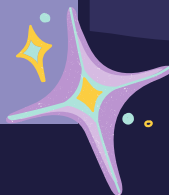
Allan & Janet Allberg
Marcus Pfister
Nick Sharratt
Julia Donaldson
Helen Cooper
Jill Murphy

YEAR 6

Chris Riddell
Michael Morpurgo
Derek Landley
Katherine Rundell
Robert Swindell
CS Lewis
Phillip Pullman
JK Rowling
JRR Tolkien
Neil Gaiman
Eva Ibbotson
Terry Pratchett

YEAR 3

Dick King Smith
Jill Tomlinson
Jill Murphy
Atinuke
Dave Pilkey
Jeremy Strong
Francesca Simon
Alan McDonald
Adam Blade
Enid Blyton




READING VIPERS

Reading VIPERS are used to ensure our children fully develop the skills to make sense of text.

V	I	P	E	R	S
VOCABULARY	INFERENCE	PREDICT	EXPLAIN	RETRIEVE	SUMMARISE OR SEQUENCE
Give/explain the meaning of words in context.	Make inference from the text. Explain and justify using evidence from the text.	Predict what might happen from the details stated and implied.	Identify/explain how information/narrative content is related and contributes to the meaning as a whole. Identify/explain how meaning is enhanced through choice of words/phases. Make comparisons within the text.	Retrieve and record key information/key details from fiction and non-fiction	Summarise main ideas from more than one paragraph. Sequence the key events in the story.

EXAMPLE QUESTIONS

What do the words ... and ... suggest about the character, setting and mood?	Find and copy a group of words which show that...	From the cover, what do you think this book is going to be about?	Why is the text arranged in this way?	How would you describe this story/text?	Can you number these events 1-5 in the order that they happened?
Which word tells you that...?	How do these words make the reader feel?	What is happening now?	What structures has the author used?	What genre is it?	What happened after...?
Which key word(s) tell you about the character/setting/mood?	How does this paragraph suggest this?	What will happen after? What does this paragraph suggest will happen next?	What is the purpose of this text feature?	How do you know?	What was the first thing that happened in the story?
Find one word in the text which means...?	How do the descriptions of ... show that they are ...	What makes you think this?	Is the use of ... Effective?	How did...?	Can you summarise in a sentence the opening/middle/end of the story?
Find and highlight the word that is closest in meaning to...	What impressions of ... do you get from these paragraphs?	Do you think the choice of setting will influence how the plot develops?	The mood of the character changes throughout the text. Find and copy the phrases which show this. What is the author's point of view?	What happened to...?	In what order do these chapter headings come in the story?
Find a word or phrase which shows/suggests that...	What voice might these characters use?	Do you think ... will happen?	How do you know?	What does... do?	
	What was... thinking when... ?	Yes, no or maybe? Explain your answer using the evidence from the text.	What effect does... have on the audience?	How ... Is?	
			How does the author engage the reader here?	What can you learn from.... from this section?	
			Which words and phrases did... effectively?	Give one example of... This story is told from whose perspective?	
			Which section was the most interesting/exciting part?		
			How are these sections linked?		



GENRES

In KS2, children are taught about different genres and collectively build on previous learning to expand their knowledge.

YEAR GROUP	TERM 1	TERM 2	TERM 3
YEAR 3	Action and Adventure	Humour, Fairy Tales, Fable and Folktale	Fantasy, Sci Fi
YEAR 4	Humour, Contemporary Fiction	Myths & Legends, Mystery, Contemporary Fiction	Fantasy, Horror and Contemporary Fiction
YEAR 5	Action, Adventure and Contemporary Fiction	Humour, Fairy Tales, Fables and Folktales, Contemporary	Graphic Novels, Fantasy, Sci-Fi and Contemporary Fiction
YEAR 6	Historical Fiction, Humour and Contemporary Fiction	Mystery, Myths & Legends and Contemporary Fiction	Fantasy, Horror and Contemporary Fiction

CLASS TEXTS

During reading lessons, children in KS2 study core novels as a class.


The rich variety of genre, plus vocabulary lends itself to great discussions.



YEAR 3/4
TERM 1
Dick King Smith The Sheep Pig and The Guard Dog DK Egyptians
Andy Stanton Mr Gum Carol Ann Duffy The Tear Thief
TERM 2
Patricia MacLachlan The Poet's Dog Gill Lewis Run Wild Roald Dahl Revolting Rhymes
R L Stein Goosebumps: Let's Get Invisible & The Blob That Ate Everyone
TERM 3
F S Said Varjak Paw Joe Stanton Arthur and The Golden Rope
CS Lewis The Lion, the Witch and the Wardrobe

YEAR 5/6
TERM 1
Anne Fine The Tulip Touch
RJ Palacio Wonder
TERM 2
Michelle Magorian Goodnight Mr Tom
Louis Sachar Holes
TERM 3
F S Said Varjak Paw Joe Stanton Arthur and the Golden Rope
CS Lewis The Lion, the Witch and the Wardrobe






STAR SIX




Across our schools we have put together our Star Six reads. Our Star Six books have been carefully chosen for each year group to read over the school year. Each child will receive a bookmark with the Star Six that relate to their year group. When they have read a Star Six, they'll get a sticker to add to their bookmark and share their enjoyment of reading with their friends.



EYFS		KS1	
STAR6 Nursery	STAR6 Reception	STAR6 Year 1	STAR6 Year 2
     	     	     	    
LKS2		UKS2	
STAR6 Year 3	STAR6 Year 4	STAR6 Year 5	STAR6 Year 6
     	     	     	     

READING WITH YOUR CHILD



Sharing books and stories with your child is fun! It is a great way to build special memories and moments with your child, and can easily become a favourite part of the day. Reading for just ten minutes a day with your child makes a huge difference.



MAKE BOOKS PART OF YOUR FAMILY LIFE

Always have books around so that you and your children are ready to read whenever there's a chance.



READ WHENEVER YOU GET THE CHANCE

Bring along a book or magazine for any time your child has to wait, such as at a doctor's surgery.



ALL READING IS GOOD

Read anything, including non-fiction, comics, graphic novels, magazines and leaflets. Reading is reading and it is all good.



GET COMFORTABLE!

Snuggle up somewhere warm and cosy with your child, either in bed, on a beanbag or on the sofa, or make sure they have somewhere comfy when reading alone.



ASK QUESTIONS

To keep them interested in the story, ask your child questions as you read such as, 'What do you think will happen next?' or 'Where did we get to last night? Can you remember what had happened already?'



JOIN YOUR LOCAL LIBRARY

Get your child a library card. You'll find the latest videogames, blu-rays and DVDs, plus tons and tons of fantastic books. Allow them to pick their own books, encouraging their own interests.



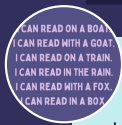
BEDTIME STORIES

Regularly read with your child or children at bedtime. It's a great way to end the day and to spend valuable time with your child.



MATCH THEIR INTERESTS

Help them find the right book - it doesn't matter if it's fiction, poetry, comic books or non-fiction.



RHYME AND REPETITION

Books and poems which include rhyme and repetition are great for encouraging your child or children to join in and remember the words.



READ AGAIN AND AGAIN

Encourage your child to re-read favourite books and poems. Re-reading helps to build up fluency and confidence.





HELPFUL LINKS



Rising Star's Reading Planet offers the whole of Reading Planet as eBooks for your child to read at school and at home. Includes fun self-marking quizzes at the end of each book.

Speak to your child's teacher for their Rising Star Log on and Parent User Guide.

www.my.risingstars-uk.com



The BookTrust have a helpful Bookfinder to look for books that suit your tastes and interests, browse their archive of interviews with authors and illustrators, watch their online storybooks, or just see what's out this month that should be catching your eye in the bookshop or library.

You can also find reading tips and book recommendations for children of all ages.

www.booktrust.org.uk



Animations of some of the best-known traditional nursery rhymes, many sung by BBC Children's TV presenters, with music that your children will love!

They're an ideal resource to support a range of Early Years objectives, whether used in a nursery, reception class or at home.

www.bbc.co.uk/teach



LoveReading4Kids is the biggest and best recommendation site for children's books: reading, reviewing and recommending so that the children in your life find their next favourite book.

You can read opening extracts to try before you buy, you can search by age range or even select by genre if you know your child has a love of a particular subject or theme.

www.lovereadings4kids.co.uk



An award-winning children's literacy website, Storyline Online®, streams videos featuring celebrated actors reading children's books alongside creatively produced illustrations.

www.storylineonline.net




OxfordOWL

Oxford Owl for Home offers free resources, including a free eBook library, to support learning at home.

www.home.oxfordowl.co.uk







VICTORIA
Primary Academy



OAKWELL RISE
Primary Academy



THE FOREST
ACADEMY



EBORA GARDENS
Primary Academy

